

Draw 1 Forgiveness Customer Portal (Full 3508)

Logging Into Your Customer Portal

Navigate to the portal with your browser, **Chrome is the preferred** internet browser (the application will not work in Internet Explorer)



- Log in using the **Email** and **Password** you provided during your original application. If you do not remember your password, click **Forgot password** and follow the necessary steps

Welcome Back! Log in to Continue.

We strongly recommend using a personal computer or laptop and Google Chrome while submitting your application. Other internet browsers and mobile devices will increase your likelihood of errors.

Email

Password

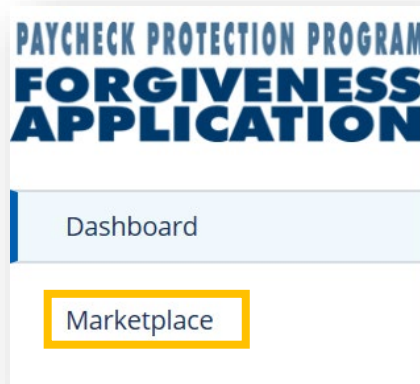
[Forgot password?](#)

New Customer? [Sign Up](#)

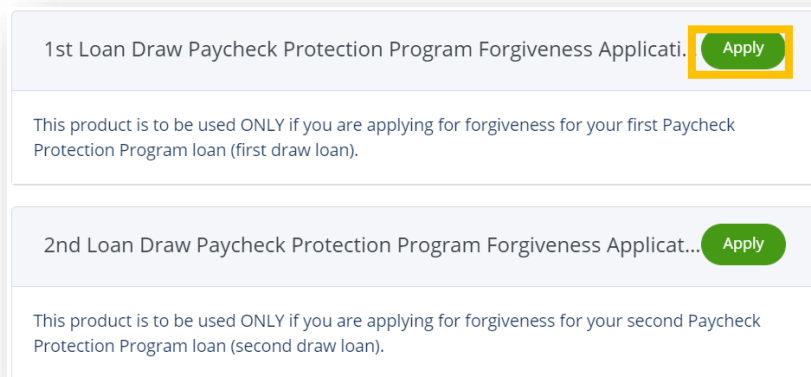
Draw 1 Forgiveness Customer Portal (Full 3508)

Applying for Forgiveness

- After logging in you will be directed to your **Dashboard**
1. Use the Navigation Bar on the left side of the screen. Click on **Marketplace**



2. Click **Apply** on the **1st Loan Draw Forgiveness** option to begin your application for loan forgiveness



- The Help Tile to the right gives some useful information regarding the program and the costs that can be forgiven. It lists several items that you may wish to gather before proceeding with the application. The full text of the tile is on the next page

Payroll Costs and Eligible
Forgivable Expenses

Draw 1 Forgiveness Customer Portal (Full 3508)

Forgiveness Program Eligible Costs Help Tile

The **CARES Act AND the Economic Aid to Hard-Hit Small Business, Nonprofits, and Venues Act (signed into law on 12/27/20)** lists the items that can be used to **calculate Payroll Costs for a new loan request and "Eligible payroll costs" and "Eligible nonpayroll costs" for a forgiveness request**. This means that your PPP loan is forgivable to the extent you spend the proceeds of your loan on these two categories, provided you maintain the headcount and salaries of employees at the same pre-Covid-19 level. Another important requirement is that you actually incur these expenses during the "covered period" or "alternative covered period" (if you qualify). Based on the Paycheck Protection Program Flexibility Act of 2020 signed into law on 6/5/20 and further amended as part of the Consolidate Appropriates Act, 2021 including the Economic Aid to Hard-Hit Small Business, Nonprofits and Venues Act, signed into law on 12/27/20; at least 60% of the PPP Loan must be spent on "Eligible payroll costs" and up to 40% can be spent on "Eligible nonpayroll costs".

Eligible Payroll Costs - For New Loan and Forgiveness Request

- Compensation to employees including salary, wages, commissions or similar compensation
- Cash tips or the equivalent
- Vacation, parental, family, medical, or sick leave (except those paid leave amounts for which a credit is allowed under FFCRA)
- Allowance for separation or dismissal
- Employer contributions for employee group healthcare coverage, group life, vision, or dental (including insurance premiums)
- Employer contributions to employee retirement plans
- Employer state and local taxes assessed on employee compensation
- For Independent Contractors and Sole Proprietorships - wage, commissions, income, or net earnings from self-employment

Eligible Nonpayroll Costs - Appropriate Use of Loan Funds to Support Forgiveness Request

- Interest on covered mortgages
- Expenses for rent or lease payments
- Utility expenses
- Covered operations expenditures (See below for details)
- Covered property damage costs
- Covered suppliers costs
- Covered worker protection expenditures

Covered Operations Expenditures : Eligible nonpayroll costs. Nonpayroll costs eligible for forgiveness consist of:

(a) covered mortgage obligations: payments of mortgage interest (not including any prepayment or payment of principal) on any business mortgage obligation on real or personal property incurred before February 15, 2020 ("business mortgage interest payments");

(b) covered rent obligations: business rent or lease payments pursuant to lease agreements for real or personal property in force before February 15, 2020 ("business rent or lease payments");

(c) covered utility payments: business payments for a service for the distribution of electricity, gas, water, telephone, transportation, or internet access for which service began before February 15, 2020 ("business utility payments");

(d) covered operations expenditures: payments for any business software or cloud computing service that facilitates business operations, product or service delivery, the processing, payment, or tracking of payroll expenses, human resources, sales and billing functions, or accounting of tracking of supplies, inventory, records, and expenses;

(e) covered property damage costs: costs related to property damage and vandalism or looting due to public disturbances that occurred during 2020 that were not covered by insurance or other compensation;

(f) covered supplier costs: expenditures made to a supplier of goods for the supply of goods that are essential to the operations of the Borrower at the time at which the expenditure is made, and made pursuant to a contract, order, or purchase order in effect prior to the beginning of the Covered Period (for perishable goods, the contract, order, or purchase order may have been in effect before or at any time during the Covered Period); and

(g) covered worker protection expenditures: operating or capital expenditures that facilitate the adaptation of the business activities of an entity to comply with the requirements established or guidance issued by the Department of Health and Human Services, the Centers for Disease Control, or the Occupational Safety and Health Administration, or any equivalent requirements established or guidance issued by a State or local government, during the period starting March 1, 2020 and ending on the date on which the national emergency declared by the President with respect to the Coronavirus Disease 2019 (COVID-19) expires related to maintenance standards for sanitation, social distancing, or any other worker or customer safety requirement related to COVID-19, but does not include residential real property or intangible property.

An eligible nonpayroll cost must be paid during the Covered Period or incurred during the Covered Period and paid on or before the next regular billing date, even if the billing date is after the Covered Period. Eligible nonpayroll costs cannot exceed 40% of the total forgiveness amount. Count nonpayroll costs that were both paid and incurred only once.

Draw 1 Forgiveness Customer Portal (Full 3508)

Tell us about Your Business

- Select the business you would like to apply for forgiveness. If you have multiple businesses and loans through this portal you may see them all listed, so be mindful of the one you are selecting
- If your business address, phone number, or any other identifying information have changed since you applied for your loan you may click **Edit** to make changes



Note: You cannot change the name of the business

1. Click **Apply With This Business**

Search

Your Business

Which business is this forgiveness application related to?

	Science Lab DIY Limited Liability Company 170 W 74th St New York City, NY 10023	Edit
Apply With This Business		
	Science Guy Production Company Limited Liability Company 170 W 74th St New York City, NY 10023	Edit
Apply With This Business		

INSTRUCTIONS

Draw 1 Forgiveness Customer Portal (Full 3508)

Tell Us About Yourself

Note(s)

- **The Process** bar on the left side of the screen shows your progress through the SBA PPP Forgiveness application. It can also be used to revisit a previous section by clicking on that section
 - Throughout the application process you will find helpful hints in the box on the right side of the screen. These boxes do not require you to enter data or navigate to any links, they are only meant to provide you helpful information related to the questions in the application
 - If you do not want to complete the application at this time, you can always select **Save and come back later** at the bottom of each screen. The application will appear under the **Incomplete Applications** header of your Customer Portal **Dashboard**
1. Update your contact information (Address, Phone Number) if it has changed since the SBA Loan application was filled out
 2. Once all information on verified on a screen, click **Next** to continue through the application

INSTRUCTIONS

The screenshot shows the 'Tell us about yourself' application screen. On the left, a vertical 'INSTRUCTIONS' bar highlights the 'APPLICATION' step. The main form contains the following fields:

- Role:
- Ownership Percent:
- Official Title:
- Social Security Number (SSN):
- Business Phone:
- Mobile Phone:

On the right side, a yellow-bordered box titled 'Payroll Costs and Eligible Forgivable Expenses' contains the following text:

The CARES Act AND the Economic Aid to Hard-Hit Small Business, Nonprofits, and Venues Act (signed into law on 12/27/20) lists the items that can be used to calculate Payroll Costs for a new loan request and "Eligible payroll costs" and "Eligible nonpayroll costs" for a forgiveness request. This means that your PPP loan is forgivable to the extent you spend the proceeds of your loan on these two categories, provided you maintain the headcount and salaries of employees at the same pre-Covid-19 level. Another important requirement is that you actually incur these expenses during the "covered period" or "alternative covered period" (if you qualify). Based on the Paycheck Protection Program Flexibility Act of 2020

At the bottom, two buttons are visible: a green 'Next' button and a blue 'Save and come back later' button.

Draw 1 Forgiveness Customer Portal (Full 3508)

Covered Period & NAICS Code

1. Enter the **Covered Period End Date** for your loan. This is a minimum 8-week (to 24-week) period over which the funds of your loan were used. Information on the Covered Period is shown in the Help Tile to the right

Let's look at your Covered Period and confirm your NAICS code

The Payroll & Benefit Costs are based on the covered period. The Covered Period begins on the date the loan was originally disbursed. It ends on a date selected by you, the Borrower, that is at least 8 weeks following the date of loan disbursement and not more than 24 weeks after the date of loan disbursement.

Covered Period Begin Date

Covered Period Begin Date based on the PPP loan disbursement date
3/1/2021

Covered Period End Date

Please enter your Covered Period End Date. Per the updated forms, this date is at least 8 weeks following the date of loan disbursement and not more than 24 weeks after the date of loan disbursement.

Covered Period

Covered Period: The Covered Period begins on the date the loan was originally disbursed. It ends on a date selected by the Borrower that is at least 8 weeks (56 days) following the date of loan disbursement and not more than 24 weeks (168 days) after the date of loan disbursement. For example, if the Borrower received their PPP loan proceeds on Monday, April 20, 2020, the first day of the Covered Period is Monday, April 20, 2020 and the final day of the Covered Period is any date selected by the Borrower between Sunday, June 14, 2020 and Sunday, October 4, 2020.

Note: An Alternative Payroll Period may also be used, as described in the second Help Tile

Alternative Payroll Covered Period

Alternative Payroll Covered Period: For administrative convenience, Borrowers with a biweekly (or more frequent) payroll schedule may elect to calculate eligible payroll costs using the 24-week (168-day) period (or for loans received before June 5, 2020 at the election of the borrower, the eight-week (56-day) period) that begins on the first day of their first pay period following their PPP Loan Disbursement Date. For example, if the Borrower is using a 24-week Alternative Payroll Covered Period and received its PPP loan proceeds on Monday, April 20, and the first day of its first pay period following its PPP loan disbursement is Sunday, April 26, the first day of the Alternative Payroll Covered Period is April 26 and the last day of the Alternative Payroll Covered Period is Saturday, October 10. Borrowers that elect to use the Alternative Payroll Covered Period must apply the Alternative Payroll Covered Period wherever there is a reference in this application to "the Covered Period or the Alternative Payroll Covered Period." However, Borrowers must apply the Covered Period (not the Alternative Payroll Covered Period) wherever there is a reference in this application to "the Covered Period" only. In no event may the Alternative Payroll Covered Period extend beyond December 31, 2020.

2. Confirm the **NAICS Code** for your business is correct, and then click **Next**

NAICS Code

The latest Forgiveness Application forms require the NAICS code. Please confirm we have the correct code on record.

NAICS Lookup

515120 - Television Broadcasting

Next

INSTRUCTIONS

Draw 1 Forgiveness Customer Portal (Full 3508)

Picking an Application Type

INSTRUCTIONS

1. On the **Application Type** portion of the process, you will be asked two qualification questions to determine if you are eligible to use the **3508EZ Form**. Answer both questions by clicking **Yes** or **No**

Determining Your Eligibility to use the 3508EZ Form

You (the Borrower) can apply for forgiveness of your First or Second Draw Paycheck Protection Program (PPP) Loan using this SBA Form 3508EZ if your PPP loan amount is more than \$150,000 and you can answer 'Yes' to at least one of the qualification options below. If you cannot answer 'Yes' to either of the qualification options AND your loan amount is more than \$150,000, you will need to complete Form 3508. If your loan amount is \$150,000 or less, please use SBA Form 3508S. Do not submit this Checklist with your SBA Form 3508EZ. Each PPP loan must use a separate loan forgiveness application form. You cannot use one form to apply for forgiveness of both a First Draw PPP Loan and a Second Draw PPP loan. For a Second Draw PPP Loan in excess of \$150,000, you must submit a loan forgiveness application for your First Draw PPP Loan before or simultaneously with the loan forgiveness application for your Second Draw PPP Loan, even if the calculated amount of forgiveness on your First Draw PPP Loan is zero.

Qualification Option 1

The Borrower did not reduce annual salary or hourly wages of any employee by more than 25 percent during the Covered Period compared to the most recent full quarter before the Covered Period. (For purposes of this statement, "employees" means only those employees that did not receive, during any single period during 2019, wages or salary at an annualized rate of pay in an amount more than \$100,000.) AND The Borrower did not reduce the number of employees or the average paid hours of employees between January 1, 2020 and the end of the Covered Period. Ignore reductions that arose from an inability to rehire individuals who were employees on February 15, 2020 if the Borrower was unable to hire similarly qualified employees for unfilled positions on or before December 31, 2020 (or, for a PPP loan made after December 27, 2020, the last day of the Covered Period). Also ignore reductions in an employee's hours that the Borrower offered to restore and the employee refused. See 85 FR 33004, 33007 (June 1, 2020) for more details.

Do you meet the criteria for Qualification Option 1 above?

Yes

No ✓

Qualification Option 2

The Borrower did not reduce annual salary or hourly wages of any employee by more than 25 percent during the Covered Period compared to the most recent full quarter before the Covered Period. (For purposes of this statement, "employees" means only those employees that did not receive, during any single period during 2019, wages or salary at an annualized rate of pay in an amount more than \$100,000;); AND The Borrower was unable to operate during the Covered Period at the same level of business activity as before February 15, 2020, due to compliance with requirements established or guidance issued between March 1, 2020 and December 31, 2020 (or, for a PPP loan made after December 27, 2020, requirements established or guidance issued between March 1, 2020 and the last day of the Covered Period) by the Secretary of Health and Human Services, the Director of the Centers for Disease Control and Prevention, or the Occupational Safety and Health Administration, related to the maintenance of standards of sanitation, social distancing, or any other work or customer safety requirement related to COVID-19.

Do you meet the criteria for Qualification Option 2 above?

Yes

No ✓

Next

Save and come back later

Notes:

- If you answer **Yes** to any one of the Qualification Options, you will have the opportunity to decide if you would like to use the 3508EZ form for your PPP Forgiveness Application
- There is a link to an alternative Job Aid with specific EZ instructions for those who qualify listed at the bottom of the Help Tile
- For this job aid, we select **No** for both options which will mean the Full 3508 will be the application type

2. Click **Next**

Draw 1 Forgiveness Customer Portal (Full 3508)

Payroll Costs

INSTRUCTIONS

1. Review the **Covered Period Summary** statement at the top

Let's gather information about your payroll costs

Borrowers are generally eligible for forgiveness for the payroll costs paid and payroll costs incurred during the Covered Period.

Covered Period Summary

Covered Period Begin Date based on the PPP loan disbursement date
3/1/2021

Covered Period End Date
5/27/2021

2. Enter the dollar amounts for each line item

Note:

- The **Help Box** to the right will provide information helpful for determining eligible payroll costs and explanation for owners compensation fields. The full text of this box can be found earlier in this document

Eligible payroll costs

For each individual employee, the total amount of cash compensation eligible for forgiveness may not exceed an annual salary of \$100,000, as prorated for the Covered Period. For an 8-week Covered Period, that total is \$15,385. For a 24-week Covered Period, that total is \$46,154.

Enter the total cash compensation for employees making less than \$100K. This will be (Box 1) from PPP Schedule A Worksheet, Table 1:

USD

Enter the total cash compensation for employees making greater than \$100K. This will be (Box 4) from PPP Schedule A Worksheet, Table 2:

USD

Enter the total amount paid or incurred for employer contributions for employee health insurance:

USD

Enter the total amount paid or incurred for employer contributions to employee retirement plans:

USD

Enter the total amount paid or incurred for employer state and local taxes assessed on employee compensation:

USD

Compensation to Owners

For each owner (owner-employees (with an ownership stake of 5% or more), a self-employed individual, or general partners). For each individual owner in total across all businesses, this amount is capped at (a) \$20,833 (the 2.5-month equivalent of \$100,000 per year), or (b) the 2.5-month equivalent of the individual's applicable compensation in the year that was used to calculate the loan amount (2019 or 2020), whichever is lower.

Compensation to Owners

USD

Number of Owners

Next

Save and come back later

Draw 1 Forgiveness Customer Portal (Full 3508)

Headcount & Salary

INSTRUCTIONS

1. Review the **Headcount Details** at the top and enter your Employee count at time of forgiveness application
 2. Respond to each question and make updates to values as needed
 3. As you answer questions, additional questions may appear on the screen. Make sure to answer all questions as they appear
 4. We may be able to pull **Payroll Verification** through your 3rd Party Payroll provider, please indicate whether you would like us to do this
3. Click **Next**

Note:

- The **Help Box** to the right will provide helpful background information regarding **Headcount Details, FTE Reduction Safe Harbor, and Salary or Wage Reduction** the full text of the Help Tile is available on the following pages

Headcount & Salary Information

Let's gather information about your employee headcount and salaries.

Headcount Details

Do we have your number of employees at the time of the loan application on file?
Yes

Employees at time of loan application
100

Employees at Time of Forgiveness Application

PPP Forgiveness Calculation Specific Headcount Details

Was there a reduction in the number of employees or average paid hours between January 1, 2020 and the end of the Covered Period?

Yes No

Enter the average number FTEs during the during the Covered Period with compensation <= \$100k. This will come from Schedule A Worksheet (Box 2) Table 1.

Enter the average number FTEs during the during the Covered Period with compensation > \$100k. This will come from Schedule A Worksheet (Box 5) Table 2.

Salary Details

Did you reduce salary or hourly wages during the Covered Period?

Yes No

Payroll Verification

Would you like the option to pull in data from your 3rd party payroll provider to aid in the forgiveness calculation?

Yes No

Next

Draw 1 Forgiveness Customer Portal (Full 3508)

Headcount and Salary & Wage Reduction Help Tiles

INSTRUCTIONS

- The SBA Form 3508 (Paycheck Protection Program Loan Forgiveness Application Revised January 19, 2021) specifically asks for the "Employees at Time of Loan Application" and "Employees at Time of Forgiveness Application". This may be different than the numbers used in the forgiveness calculation as those are based on the "Average FTE during the Borrower's chosen reference period" and "Total Average FTE" from the Schedule A worksheet. While these numbers are required for the application form, they are **not** factored into the forgiveness calculation and do not require supporting documentation.
- PPP Schedule A Worksheet can be found on P 3 of the 3508 PDF application found [here](#).
- When you complete your application in our online portal a PPP Schedule A will be created for your review and submission to the SBA.
- If we have your "Employees at Time of Loan Application" on file based on your original PPP loan application, that number will appear as a read only field. If that number is not on file, you will have the ability to enter it as you are submitting your forgiveness application.
- The "Employees at Time of Forgiveness Application" is based on the number of employees you have at the time you are submitting this PPP Forgiveness Application.
- **Salary/Hourly Wage Reduction:** This calculation will be used to determine whether the Borrower's loan forgiveness amount must be reduced due to a statutory requirement concerning reductions in employee salary and wages. Borrowers are eligible for loan forgiveness for certain expenditures during the Covered Period. However, the actual amount of loan forgiveness the Borrower will receive may be less, depending on whether the salary or hourly wages of certain employees during the Covered Period was less than during the period from January 1, 2020 to March 31, 2020. If the Borrower restored salary/hourly wage levels, the Borrower may be eligible for elimination of the Salary/Hourly Wage Reduction amount. Borrowers should complete the Schedule A worksheet to determine whether to reduce the amount of loan forgiveness for which they are eligible.

Draw 1 Forgiveness Customer Portal (Full 3508)

FTE & Safe Harbor Help Tile

INSTRUCTIONS

- **Average weekly number of FTEs during your chosen reference period.**
- This calculates the average full-time equivalency (FTE) during the Covered Period. For each employee, enter the average number of hours paid per week, divide by 40, and round the total to the nearest tenth. The maximum for each employee is capped at 1.0. A simplified method that assigns a 1.0 for employees who work 40 hours or more per week and 0.5 for employees who work fewer hours may be used at the election of the Borrower. This calculation will be used to determine whether the Borrower's loan forgiveness amount must be reduced due to a statutory requirement concerning reductions in full-time equivalent employees. Borrowers are eligible for loan forgiveness for certain expenditures during the Covered Period. However, the actual loan forgiveness amount that the Borrower will receive may be less, depending on whether the Borrower's average weekly number of FTE employees during the Covered Period was less than during the Borrower's chosen reference period (see Instructions to PPP Schedule A, Line 11). The Borrower is exempt from such a reduction if either of the FTE Reduction Safe Harbors applies. See the FTE Reduction Safe Harbor instructions below.
- For purposes of this calculation, the reference period is, at the Borrower's election, either (i) February 15, 2019 to June 30, 2019; (ii) January 1, 2020 to February 29, 2020; or (iii) in the case of seasonal employers, either of the preceding periods or any consecutive 12-week period between February 15, 2019 and February 15, 2020. For each employee, follow the same method that was used to calculate Average FTE on the PPP Schedule A Worksheet. Sum across all employees during the reference period and enter that total on this line.
- Two separate safe harbors exempt certain borrowers from any loan forgiveness reduction based on a reduction in FTE employee levels:
 - 1 - The Borrower is exempt from the reduction in loan forgiveness based on a reduction in FTE employees described above if the Borrower, in good faith, is able to document that it was unable to operate between February 15, 2020, and the end of the Covered Period at the same level of business activity as before February 15, 2020, due to compliance with requirements established or guidance issued between March 1, 2020 and December 31, 2020 (or, for a PPP loan made after December 27, 2020, requirements established or guidance issued between March 1, 2020 and the last day of the Covered Period), by the Secretary of Health and Human Services, the Director of the Centers for Disease Control and Prevention, or the Occupational Safety and Health Administration, related to the maintenance of standards for sanitation, social distancing, or any other worker or customer safety requirement related to COVID-19.
 - 2 - The Borrower is exempt from the reduction in loan forgiveness based on a reduction in FTE employees described above if both of the following conditions are met: (a) the Borrower reduced its FTE employee levels in the period beginning February 15, 2020, and ending April 26, 2020; and (b) the Borrower then restored its FTE employee levels to its FTE employee levels in the Borrower's pay period that included February 15, 2020 by not later than (i) December 31, 2020, for a PPP loan made before December 27, 2020, or (ii) the last day of the Covered Period, for a PPP loan made after December 27, 2020.
- Number of Employees and Full Time Equivalent (FTE) may differ.

Draw 1 Forgiveness Customer Portal (Full 3508)

Nonpayroll Costs

1. Enter nonpayroll costs, entering a \$0 amount when you have no expense for a category
2. Click **Next**

Note: The **Help Box** to the right will provide helpful background information regarding **Eligible Nonpayroll costs**. The full text of the Help Tile is on the next page

INSTRUCTIONS

Let's gather information about your nonpayroll costs

Eligible nonpayroll costs

Business mortgage interest payments

USD

*

Business rent or lease payments

USD

*

Business utility payments

USD

*

Covered Operations Expenditures

USD

*

Covered Property Damage Costs

USD

*

Covered Supplier Costs

USD

*

Covered Worker Protection Expenditures

USD

*

Draw 1 Forgiveness Customer Portal (Full 3508)

Eligible Nonpayroll Cost Help Tile

INSTRUCTIONS

Eligible nonpayroll costs. Nonpayroll costs eligible for forgiveness consist of:

- (a) covered mortgage obligations: payments of mortgage interest (not including any prepayment or payment of principal) on any business mortgage obligation on real or personal property incurred before February 15, 2020 ("business mortgage interest payments");
- (b) covered rent obligations: business rent or lease payments pursuant to lease agreements for real or personal property in force before February 15, 2020 ("business rent or lease payments");
- (c) covered utility payments: business payments for a service for the distribution of electricity, gas, water, telephone, transportation, or internet access for which service began before February 15, 2020 ("business utility payments");
- (d) covered operations expenditures: payments for any business software or cloud computing service that facilitates business operations, product or service delivery, the processing, payment, or tracking of payroll expenses, human resources, sales and billing functions, or accounting of tracking of supplies, inventory, records, and expenses;
- (e) covered property damage costs: costs related to property damage and vandalism or looting due to public disturbances that occurred during 2020 that were not covered by insurance or other compensation;
- (f) covered supplier costs: expenditures made to a supplier of goods for the supply of goods that are essential to the operations of the Borrower at the time at which the expenditure is made, and made pursuant to a contract, order, or purchase order in effect prior to the beginning of the Covered Period (for perishable goods, the contract, order, or purchase order may have been in effect before or at any time during the Covered Period); and
- (g) covered worker protection expenditures: operating or capital expenditures that facilitate the adaptation of the business activities of an entity to comply with the requirements established or guidance issued by the Department of Health and Human Services, the Centers for Disease Control, or the Occupational Safety and Health Administration, or any equivalent requirements established or guidance issued by a State or local government, during the period starting March 1, 2020 and ending on the date on which the national emergency declared by the President with respect to the Coronavirus Disease 2019 (COVID-19) expires related to maintenance standards for sanitation, social distancing, or any other worker or customer safety requirement related to COVID-19, but does not include residential real property or intangible property.
- An eligible nonpayroll cost must be paid during the Covered Period or incurred during the Covered Period and paid on or before the next regular billing date, even if the billing date is after the Covered Period. Eligible nonpayroll costs cannot exceed 40% of the total forgiveness amount. Count nonpayroll costs that were both paid and incurred only once.

Draw 1 Forgiveness Customer Portal (Full 3508)

Loan Details

1. Review the Loan Details
2. Select **Yes** or **No** depending on if you received PPP loans in excess of \$2 Million
3. Click **Next**

Additional Forgiveness Detail

Let's review some details about your original Paycheck Protection Loan

Paycheck Protection Loan Amount

USD 2,520,833.00

Date that the funds of your PPP loan were disbursed

3/1/2021

Covered Period End Date

5/27/2021

The PPP Loan Forgiveness application form requires that you, the borrower together with affiliates, confirm if you Received First Draw PPP Loans of \$2 Million or More or Second Draw PPP Loans of \$2 Million or More.

Did you the Borrower (together with affiliates, if applicable) receive PPP loans in excess of \$2 million?

Yes

No

Next

Save and come back later

Draw 1 Forgiveness Customer Portal (Full 3508)

Estimated Forgiveness Calculation

1. Review the values found on the page. Values are calculated from your inputs on the previous pages of the application
2. To change the values on the page, use the navigation bar on the left side of the screen to go back
3. Click **Next**

INSTRUCTIONS

Estimated Forgiveness Calculation

Let's review the data that will be used to create the SBA's PPA Forgiveness Application

Payroll and Nonpayroll Costs

Line 1. Payroll Costs (enter the amount from PPP Schedule A, line 10):
USD 129,000.00

Line 2. Business Mortgage Interest Payments:
USD 25,000.00

Line 3. Business Rent or Lease Payments:
USD 0.00

Line 4. Business Utility Payments:
USD 5,000.00

Line 5. Covered Operations Expenditures:
USD 0.00

Line 6. Covered Property Damage Costs:
USD 0.00

Line 7. Covered Supplier Costs:
USD 0.00

Line 8. Covered Worker Protection Expenses:
USD 0.00

Adjustments for Full-Time Equivalency (FTE) and Salary/Hourly Wage Reductions

Line 9. Total Salary/Hourly Wage Reduction (enter the amount from PPP Schedule A, line 3): Note: if this number is 0, then you have indicated that no employees have had a salary reduction in excess of 25% or you meet the Safe Harbor requirements.
USD 0.00

Line 10. Sum the amounts on lines 1 through 8, then subtract the amount entered in line 9:
USD 159,000.00

Line 11. FTE Reduction Quotient (enter the number from PPP Schedule A, line 13):
1.00000000

Potential Forgiveness Amounts

Line 12. Modified Total (multiply line 10 by line 11):
USD 159,000.00

Line 13. PPP Loan Amount:
USD 232,078.00

Line 14. Payroll Cost 60% Requirement (divide line 1 by 0.60):
USD 215,000.00

Forgiveness Amount

Line 15. Forgiveness Amount (enter the smallest of lines 12, 13, and 14):
USD 159,000.00

Based on the information that you provided as part of the Paycheck Protection Loan Forgiveness Application, we have calculated an Estimated Forgiveness Amount. This summary data aligns with the **Forgiveness Amount Calculation** on page 1 of the Paycheck Protection Program / Form 3508EZ (Loan Forgiveness Application PPP Loan Forgiveness Application Form 3508EZ)

This information along with the applicable loan, payroll and nonpayroll information will be used to create the

on Program Loan

Additional purposes of the Borrower's eligibility for forgiveness, a failure to provide information by SBA may result in a denial of forgiveness

Note:

- Your **Forgiveness Amount** is shown as calculated at the bottom of this page

Draw 1 Forgiveness Customer Portal (Full 3508)

PPP Schedule A

1. Review the PPP Schedule A summary. This form is used by the SBA and is included for documentation purposes. You do not need to do anything on this screen. Click **Next**

PPP Schedule A

Based on the information that you entered, here is a summary of your "Schedule A" of the PPP Loan Forgiveness Application.

PPP Schedule A Worksheet, Table 1 Totals

Line 1. Enter Cash Compensation (Box 1) from PPP Schedule A Worksheet, Table 1:
USD 20,000.00

Line 2. Enter Average FTE (Box 2) from PPP Schedule A Worksheet, Table 1:
35.0

Line 3. Enter Salary/Hourly Wage Reduction (Box 3) from PPP Schedule A Worksheet, Table 1:
Note: if this number is 0, then you have indicated that no employees have had a salary reduction in excess of 25% or you meet the Safe Harbor requirements.
USD 0.00

PPP Schedule A Worksheet, Table 2 Totals

Line 4. Enter Cash Compensation (Box 4) from PPP Schedule A Worksheet, Table 2:

US **Compensation to Owners**

Line
0.0

Line 9. Total amount paid to owner-employees/self-employed individual/general partners:
USD 10,000.00

Non-C
Alterr

Total Payroll Costs

Line
US

Line 10. Payroll Costs (add lines 1, 4, 6, 7, 8, and 9):
USD 47,000.00

Line
US

Full-Time Equivalency (FTE) Reduction Calculation

Line
con
US

Line 11. Average FTE during the Borrower's chosen reference period:
35.0

Line 12. Total Average FTE (add lines 2 and 5):
35.0

Line 13. FTE Reduction Quotient (divide line 12 by line 11) or enter 1.0 if FTE Safe Harbor is met:
1.00

Next

Save and come back later

Schedule A Summary

Based on the information that you entered we're providing a summary of the Schedule A information. This information along with the applicable loan, payroll, and nonpayroll information will be used to create the final Paycheck Protection Program Loan Forgiveness Application including the Schedule A.

Your Financial Institution or the SBA may request additional information for the purposes of evaluating the Borrower's eligibility for the PPP loan and for loan forgiveness, and that the Borrower's failure to provide information requested by SBA may result in a determination that the Borrower was ineligible for the PPP loan or a denial of the Borrower's loan forgiveness application.

INSTRUCTIONS

Draw 1 Forgiveness Customer Portal (Full 3508)

Certifications

1. Click the check boxes next to each statement, you must certify that you've read and agree to each statement before proceeding
2. Click **Next**

Certifications

The Borrower's eligibility for loan forgiveness will be evaluated in accordance with the PPP regulations and guidance issued by SBA through the date of this application. SBA may direct a lender to disapprove the Borrower's loan forgiveness application if SBA determines that the Borrower was ineligible for the PPP loan.

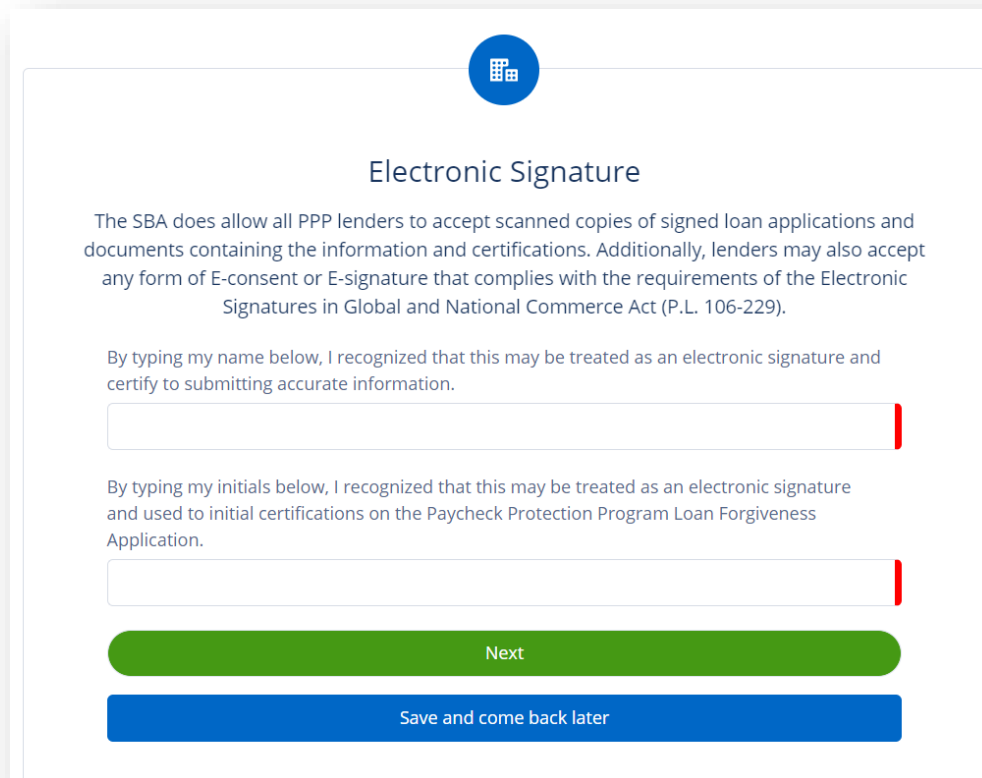
- The dollar amount for which forgiveness is requested (which does not exceed the principal amount of the PPP loan): 1 - was used to pay business costs that are eligible for forgiveness (payroll costs to retain employees; business mortgage interest payments; business rent or lease payments; business utility payments; covered operations expenditures; covered property damage costs; covered supplier costs; or covered worker protection expenditures); 2 - includes all applicable reductions due to decreases in the number of full-time equivalent employees and salary/hourly wage reductions; 3 - includes payroll costs equal to at least 60% of the forgiveness amount; 4 - for any owner-employee (with an ownership stake of 5% or more) or self-employed individual/general partner, does not exceed 2.5 months' worth of compensation received during the year used to calculate the PPP loan amount, capped at \$20,833 per individual in total across all businesses.

INSTRUCTIONS

Draw 1 Forgiveness Customer Portal (Full 3508)

Electronic Signature

- You must provide your Electronic Signature and Initials so that the bank may submit your application to the SBA on your behalf
1. Enter your **Name** and **Initials** to provide electronic signature
 2. Click **Next** to continue once both fields have been filled



The screenshot shows a web form titled "Electronic Signature". At the top center is a blue circular icon with a white grid pattern. Below the icon, the title "Electronic Signature" is centered. The main text reads: "The SBA does allow all PPP lenders to accept scanned copies of signed loan applications and documents containing the information and certifications. Additionally, lenders may also accept any form of E-consent or E-signature that complies with the requirements of the Electronic Signatures in Global and National Commerce Act (P.L. 106-229)." Below this text are two input fields. The first field is preceded by the text: "By typing my name below, I recognized that this may be treated as an electronic signature and certify to submitting accurate information." The second field is preceded by the text: "By typing my initials below, I recognized that this may be treated as an electronic signature and used to initial certifications on the Paycheck Protection Program Loan Forgiveness Application." At the bottom of the form are two buttons: a green button labeled "Next" and a blue button labeled "Save and come back later".

INSTRUCTIONS

Draw 1 Forgiveness Customer Portal (Full 3508)

Optional Demographic Information

1. Enter demographic information (optional)
2. Click **Next**

INSTRUCTIONS

PPP Borrower Demographic Information Form (Optional)

Disclosure is voluntary and will have no bearing on the loan forgiveness decision

Principal Name
Bill Nye

Position
Owner

Veteran

Gender

Race (more than 1 may be selected)
0 options selected

Ethnicity

Next

Draw 1 Forgiveness Customer Portal (Full 3508)

Optional Demographics Help Tile

Instructions

1. Purpose. Veteran/gender/race/ethnicity data is collected for program reporting purposes only.

2. Description. This form requests information about each of the Borrower's Principals. Add additional sheets if necessary.

3. Definition of Principal. The term "Principal" means: For a self-employed individual, independent contractor, or a sole proprietor, the self-employed individual, independent contractor, or sole proprietor.

- For a partnership, all general partners and all limited partners owning 20% or more of the equity of the Borrower, or any partner that is involved in the management of the Borrower's business.
- For a corporation, all owners of 20% or more of the Borrower, and each officer and director.
- For a limited liability company, all members owning 20% or more of the Borrower, and each officer and director.
- Any individual hired by the Borrower to manage the day-to-day operations of the Borrower ("key employee").
- Any trustor (if the Borrower is owned by a trust).
- For a nonprofit organization, the officers and directors of the Borrower.

4. Principal Name. Insert the full name of the Principal.

5. Position. Identify the Principal's position; for example, self-employed individual; independent contractor; sole proprietor; general partner; owner; officer; director; member; or key employee.

Draw 1 Forgiveness Customer Portal (Full 3508)

Review & Submit

INSTRUCTIONS

1. Scroll through the entire **Does everything look right?** screen and do a final check of all your entries
2. Click **Edit** to any fields where you need to make changes
 - Note: This will redirect you to the correlating step in the application. Click **Next** once updates are made, and you will automatically be redirected back down to the final **Review & Submit** step

Does everything look right?

Let's double check what you've entered. Once you submit this, we'll process your application and get back to you in 2-3 business days with the details on your forgiveness amount. To edit information use the status bar on the left to navigate back to the applicable section.

Business Info Edit

Relationship Name	Annual Revenue
Science Guy Production Company	
Billing Address	Shipping Address
170 W 74th St New York City, NY 10023	

3. Once you've reviewed and made any necessary updates, click **Submit Application**

Submit Application

Save and come back later

4. Once your application has been submitted, you will see the following screen below. Click **Go to Dashboard** to be redirected to your dashboard where you can proceed to upload necessary documentation

The first step of your application is complete. We now need to move on to uploading supporting documents.

1. Please click the **Go to Dashboard** button to upload the your supporting documentation in the **Upload Documents** section of the "TO-DO-LIST".
2. Once you've uploaded all required documentation, we will begin processing your Forgiveness Application. Failure to upload required documentation may delay the processing of your Forgiveness Application.
3. It may take several weeks to process your Forgiveness Applications. We will contact you if we need additional information or documentation.

Go to Dashboard

Draw 1 Forgiveness Customer Portal (Full 3508)

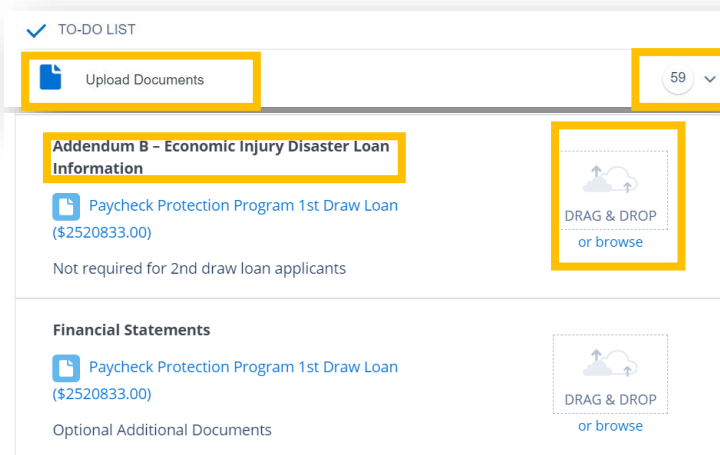
Uploading Documents pt. 1

1. Clicking the drop-down by the **Upload Documents** header, you will see placeholders for specific Documents to be uploaded.

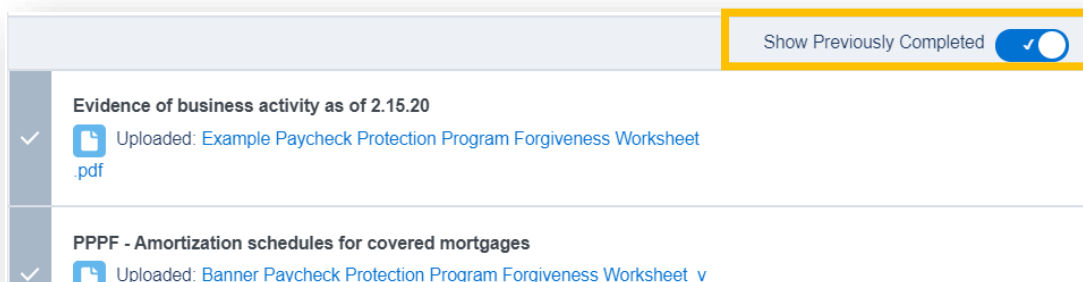
Note: Each document will have a Loan amount listed in blue text below the document name to notify you which Loan it correlates to

- **Note:** Placeholders that appear may vary
- **Note:** Only one document per placeholder can be uploaded. If you have more than one document that applies to one placeholder, please combine them into one file (Maximum file size is 5MB)

2. To upload documents, expand the **Upload Documents** drop down. Either **Drag & Drop** from your computer or **Browse** and select a file



3. With the Upload Documents drop down open, scroll down and switch the toggle next to **Show Previously Completed** so that it shows blue check mark. This will show you all previously uploaded documents



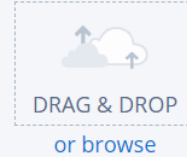
Draw 1 Forgiveness Customer Portal (Full 3508)

Additional Documents

- If there is not a placeholder for a document, or you can't identify which file should go into a placeholder there is also the option to use the **Additional Documents** feature. Drag and Drop or Browse any number of files which you think the bank will need for your application

Additional Documents

If you have additional supporting documents that did not fit in the placeholders, please upload those here.



INSTRUCTIONS



Need Help?

If you have multiple for any of the specified placeholders, you may merge them together or zip them up in one file before uploading. EX. I have 4 payroll files, so I merged them together into one document before uploading.

Please provide documentation for payroll, nonpayroll, and employee information where necessary. This documentation should clearly tie to the numbers input into the forgiveness application. Examples of this documentation would consist of the following:

Draw 1 Forgiveness Customer Portal (Full 3508)

Required Documents*

INSTRUCTIONS

Below is a list of Documents that you may be required to upload. *Reference your **Customer Portal Dashboard** to determine the exact requirements for your application.

Payroll: Documentation verifying the eligible cash compensation and non-cash benefit payments from the Covered Period or Alternative Covered Period.

- Bank account statements or third-party payroll service provider reports documenting the amount cash compensation paid to employees.
- Tax forms or third-party payroll reports that overlap with the Covered Period or Alternate Covered Period.
- Payroll tax filings reported, or that will be reported to the IRS (typically, Form 941); and
- State quarterly business and individual employee wage reporting and unemployment insurance tax filings reported, or that would be reported, to the relevant state.
- Payment receipts, cancelled checks, or account statements documenting the amount of any employer contributions to employee health insurance and retirement plans that the Borrower included in the forgiveness amount.

FTE: Documentation showing:

- The average number of FTE employees on payroll per week employed by the Borrower between February 15, 2019 and June 30, 2019;
- The average number of FTE employees on payroll per week employed by the Borrower between January 1, 2020 and February 29, 2020; or
- In the case of a seasonal employer the average number of FTE employees on payroll per week employed by the Borrower between February 15, 2019 and June 30, 2019; between January 1, 2020 and February 29, 2020; or any consecutive 12 week period between May 1, 2019 and September 15, 2019.
- The selected time period must be the same time period selected for purposes of completing PPP Schedule A, line 11. Documents may include payroll tax filings that would be reported to the IRS or the state. Documents submitted may cover periods longer than the specific time period.

Nonpayroll: Documentation verifying existence of the obligations/services prior to February 15, 2020 and eligible payments from the Covered Period.

- **Business mortgage interest payments:** Copy of lender amortization schedule and receipts or cancelled checks verifying eligible payments from the Covered Period; or lender account statements from February 2020 and the months of the Covered Period through one month after the end of the Covered Period verifying interest amounts and eligible payments.
- **Business rent or lease payments:** Copy of current lease agreement and receipts or cancelled checks verifying eligible payments from the Covered Period; or lessor account statements from February 2020 and from the Covered Period through one month after the end of the Covered Period verifying eligible payments.
- **Business utility payments:** Copy of invoices from February 2020 and those paid during the Covered Period and receipts, cancelled checks, or account statements verifying those eligible payments.
- **Covered operations expenditures:** Copy of invoices, orders, or purchase orders paid during the Covered Period and receipts, cancelled checks, or account statements verifying those eligible payments.
- **Covered property damage costs:** Copy of invoices, orders, or purchase orders paid during the Covered Period and receipts, cancelled checks, or account statements verifying those eligible payments, and documentation that the costs were related to property damage and vandalism or looting due to public disturbances that occurred during 2020 and such costs were not covered by insurance or other compensation.
- **Covered supplier costs:** Copy of contracts, orders, or purchase orders in effect at any time before the Covered Period (except for perishable goods), copy of invoices, orders, or purchase orders paid during the Covered Period and receipts, cancelled checks, or account statements verifying those eligible payments.
- **Covered worker protection expenditures:** Copy of invoices, orders, or purchase orders paid during the Covered Period and receipts, cancelled checks, or account statements verifying those eligible payments, and documentation that the expenditures were used by the Borrower to comply with applicable COVID-19 guidance during the Covered Period.